

X5 Frequency Multiplier

RMK-5-352+

50Ω Output 2750 to 3500 MHz

The Big Deal

- Low conversion loss, 22 dB
- Excellent harmonic suppression, -40 dBc @ F4 and F6.



CASE STYLE: TT1224

Product Overview

Mini-Circuits' RMK-5-352+ is a surface mount frequency multiplier with a multiplication factor of 5, converting input frequencies from 550 to 700 MHz into output frequencies from 2750 to 3500 MHz. This model is rated for +17 dBm input power and provides low conversion loss and excellent harmonic suppression. The multiplier comes housed in a shielded surface-mount package (0.25 x 0.31 x 0.16") with wraparound terminations for excellent solderability.

Key Features

Feature	Advantages
Low conversion loss, 22 dB typ.	Low conversion loss results in higher output signal power, reducing the need for amplification at later stages.
Excellent harmonic suppression: <ul style="list-style-type: none">• F4, 40 dBc• F6, 40 dBc	Reduces spurious signals and the need for additional filtering. Reduces spectral regrowth in multiple-channel systems.
Low cost	Provides an easy, cost-effective solution for generating high-frequency signals from a lower frequency signal source.
Small size, 0.25 x 0.31 x 0.16"	Saves space in dense circuit board layouts

Notes

- A. Performance and quality attributes and conditions not expressly stated in this specification document are intended to be excluded and do not form a part of this specification document.
B. Electrical specifications and performance data contained in this specification document are based on Mini-Circuit's applicable established test performance criteria and measurement instructions.
C. The parts covered by this specification document are subject to Mini-Circuits standard limited warranty and terms and conditions (collectively, "Standard Terms"); Purchasers of this part are entitled to the rights and benefits contained therein. For a full statement of the Standard Terms and the exclusive rights and remedies thereunder, please visit Mini-Circuits' website at www.minicircuits.com/MCLStore/terms.jsp



X5 Frequency Multiplier

50Ω Output 2750 to 3500 MHz

RMK-5-352+



Generic photo used for illustration purposes only
CASE STYLE: TT1224

+RoHS Compliant
The +Suffix identifies RoHS Compliance. See our web site for RoHS Compliance methodologies and qualifications

Available Tape and Reel at no extra cost

Reel Size	Devices/Reel
7"	10, 20, 50, 100, 200
13"	500

Maximum Ratings

Operating Temperature	-40°C to 85°C
Storage Temperature	-55°C to 100°C
RF Input Power	20 dBm

Permanent damage may occur if any of these limits are exceeded.

Pin Connections

INPUT	1
OUTPUT	4
GROUND	2,3,5,6

Features

- low conversion loss, 22 dB typ.
- high rejection of adjacent harmonics, -40 dBc typ.
- aqueous washable

Applications

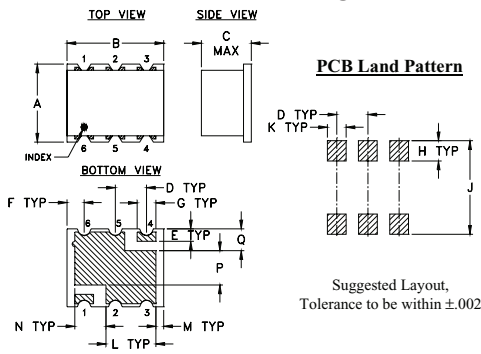
- synthesizers
- local oscillators
- satellite up and down converters

Electrical Specifications at 25°C

Parameter	Min.	Typ.	Max.	Unit
Multiplier Factor		5		
Frequency Range, Input (F1)	550	—	700	MHz
Frequency Range, Output (F5)	2750	—	3500	MHz
Input Power	—	17	—	dBm
Conversion Loss	—	22	24.5	dB
Harmonic Output*	F1	—	-6.5	-1
	F2	—	-56	-40
	F3	—	0	+9.5
	F4	—	-40	-30
	F6	—	-40	-30
	F7	—	-10.5	-4

* Harmonics of input frequency relative to the power level of F5

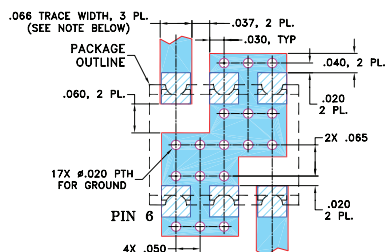
Outline Drawing



Outline Dimensions (inch/mm)

A	B	C	D	E	F	G	H
.25	.31	.16	.100	.040	.055	.060	.065
6.35	7.87	4.06	2.54	1.02	1.40	1.52	1.65
J	K	L	M	N	P	Q	wt.
.300	.060	.160	.025	.100	.110	.070	grams
7.62	1.52	4.06	0.64	2.54	2.79	1.78	0.16

Demo Board MCL P/N: TB-393 Suggested PCB Layout (PL-258)



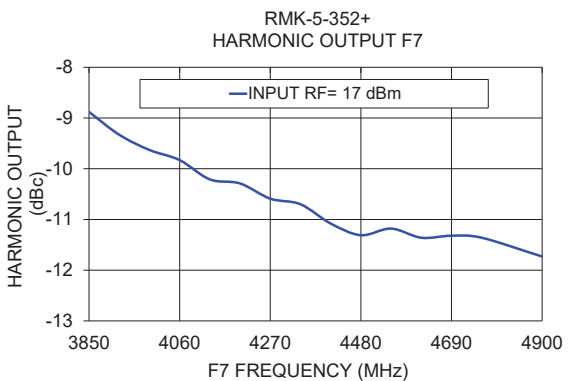
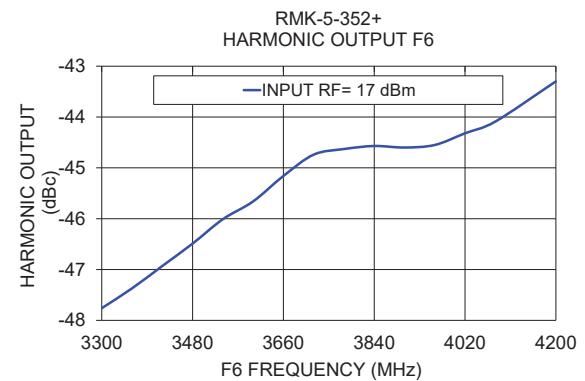
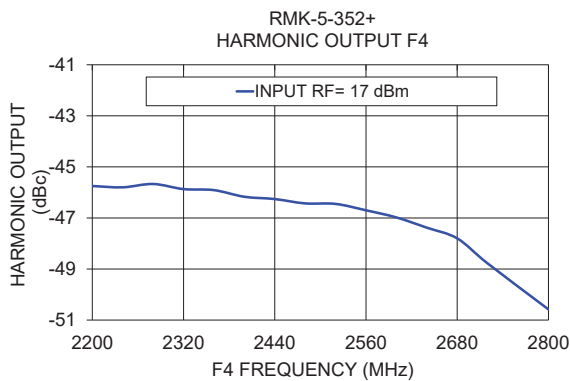
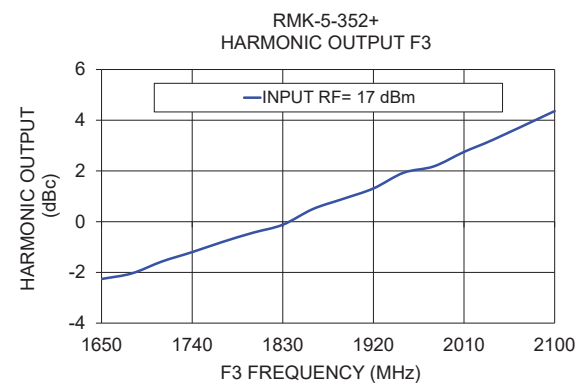
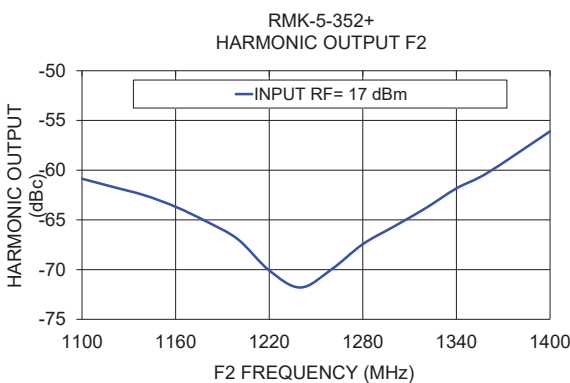
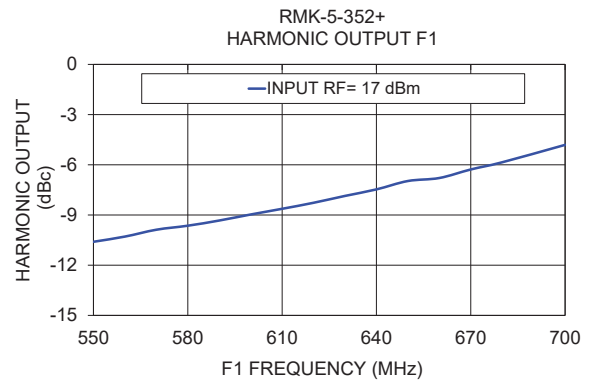
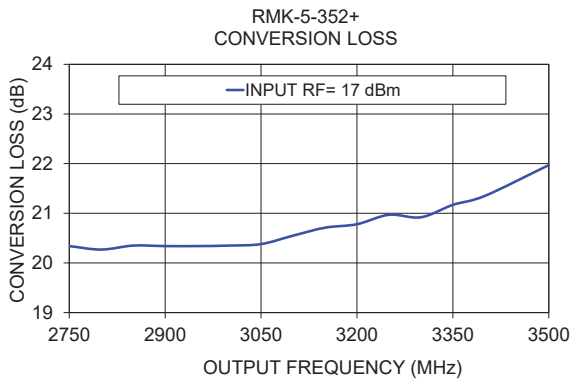
Typical Performance Data

Frequency	Conv. Loss (dB)	Harmonic Rejection Relative to F5, (dBc) at RF Input Power 17 dBm						
		Input (MHz)	Output (MHz)	F5	F1	F2	F3	F4
550	2750	20.34	-10.60	-60.86	-2.26	-45.75	-47.76	-8.88
560	2800	20.27	-10.29	-61.69	-2.04	-45.80	-47.37	-9.33
570	2850	20.35	-9.88	-62.52	-1.57	-45.67	-46.93	-9.63
580	2900	20.34	-9.64	-63.68	-1.20	-45.87	-46.49	-9.83
590	2950	20.34	-9.33	-65.18	-0.80	-45.91	-46.01	-10.21
600	3000	20.35	-8.97	-66.96	-0.44	-46.17	-45.66	-10.29
610	3050	20.38	-8.63	-70.08	-0.12	-46.26	-45.16	-10.59
620	3100	20.55	-8.27	-71.80	0.50	-46.43	-44.74	-10.70
630	3150	20.71	-7.86	-69.97	0.90	-46.45	-44.63	-11.08
640	3200	20.78	-7.47	-67.44	1.31	-46.70	-44.57	-11.31
650	3250	20.97	-6.97	-65.66	1.93	-46.98	-44.60	-11.18
660	3300	20.92	-6.79	-63.85	2.18	-47.38	-44.55	-11.36
670	3350	21.17	-6.28	-61.83	2.75	-47.80	-44.32	-11.32
680	3400	21.35	-5.85	-60.26	3.25	-48.78	-44.09	-11.36
700	3500	21.97	-4.81	-56.10	4.36	-50.58	-43.30	-11.73

Notes

- Performance and quality attributes and conditions not expressly stated in this specification document are intended to be excluded and do not form a part of this specification document.
- Electrical specifications and performance data contained in this specification document are based on Mini-Circuit's applicable established test performance criteria and measurement instructions.
- The parts covered by this specification document are subject to Mini-Circuit's standard limited warranty and terms and conditions (collectively, "Standard Terms"); Purchasers of this part are entitled to the rights and benefits contained therein. For a full statement of the Standard Terms and the exclusive rights and remedies thereunder, please visit Mini-Circuit's website at www.minicircuits.com/MCLStore/terms.jsp





Notes

- A. Performance and quality attributes and conditions not expressly stated in this specification document are intended to be excluded and do not form a part of this specification document.
- B. Electrical specifications and performance data contained in this specification document are based on Mini-Circuit's applicable established test performance criteria and measurement instructions.
- C. The parts covered by this specification document are subject to Mini-Circuits standard limited warranty and terms and conditions (collectively, "Standard Terms"); Purchasers of this part are entitled to the rights and benefits contained therein. For a full statement of the Standard Terms and the exclusive rights and remedies thereunder, please visit Mini-Circuits' website at www.minicircuits.com/MCLStore/terms.jsp

