

INTERCONNECTS

SERIES 450, 460, 470, 480 • .100" GRID SOLDER TAIL • DOUBLE ROW STRIPS

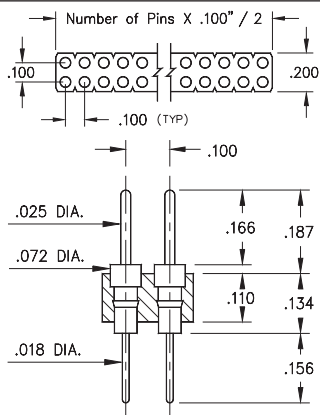


FIG. 1

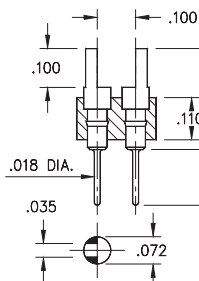


FIG. 2

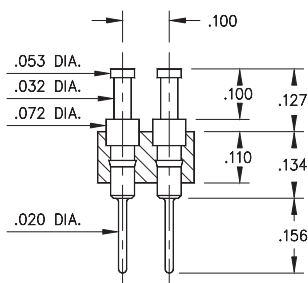


FIG. 3

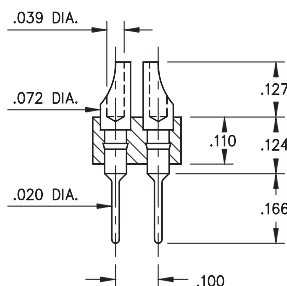


FIG. 4

- Series 450, 460, 470 & 480 double row header strips come in various styles (pin, slotted, head, turret and solder cup) with pluggable solder tails

450...001 uses pin #0290


460...001 uses pin #0282

470...001 uses pin #0700

480...001 uses pin #8000

See pages 215 and 216 for details

- Insulators are high temperature thermoplastic, suitable for all soldering operations



ORDERING INFORMATION

| | |
|---------------|--|
| FIG. 1 | Series 450...001 .025" / .018" Dia. Solder Tails |
| | 450-XX-2--00-001000 Specify number of pins 04-64 |
| FIG. 2 | Series 460...001 Slotted Head / Solder Tail |
| | 460-10-2--00-001000 Specify number of pins 02-64 |
| FIG. 3 | Series 470...001 Turret / Solder Tail |
| | 470-XX-2--00-001000 Specify number of pins 04-64 |
| FIG. 4 | Series 480...001 Solder Cup / Solder Tail |
| | 480-10-2--00-001000 Specify number of pins 02-64 |



XX=Plating Code
See Below

For
Electrical, Mechanical
& Environmental Data,
See page 264

| | | | | |
|---|----------|--------------|-----------|--|
| SPECIFY PLATING CODE XX= | 10 ◆ | 90 | 40 ◆ | |
| Pin Plating  | 10 μ" Au | 200 μ" Sn/Pb | 200 μ" Sn | |

